



**PHILLIPS INSERT BITS—1/4" HEX**



Point Size	Overall Length	Part Number	Feature
#1	1"	K250PB1	
#2	1"	K250PB2	
#2 Reduced	1"	K250PBR2	
#3	1"	K250PB3	
#2	1"	K250PZ2	Pozidrive



**Phillips Drywall Driver**









OVERALL LENGTH	POINT SIZE	
1"	1	PB1-DD
1"	2	PB2-DD
1"	3	PB3-DD

<h3>Phillips Bit Chart</h3> <p>This brief chart will help you match the screw size to the proper Phillips point.</p>	<p>POINT #0 – FOR SCREWS #0 &amp; #1          POINT #1 – FOR SCREWS #2 THRU #4          POINT #2 – FOR SCREWS #5 THRU #10          POINT #3 – FOR SCREWS #12 THRU #16 AND 1/4          POINT #4 – FOR SCREWS 5/16 OR 18 AND LARGER</p>
--	--



## Phillips Insert Bits

1/4" HEX SHANK INSERT BITS		POINT SIZE	OVERALL LENGTH	PART NO.
 <p>A STYLE</p>		1	1"	250PB1-A
		2	1"	250PB2-A
		3	1"	250PB3-A
 <p>STANDARD STYLE</p>		0	1"	250PB0
		1	1"	250PB1
		2	1"	250PB2
		3	1"	250PB3
		2	1-1/2"	250PB2-1.5
		1	2"	250PB1-2
		2	2"	250PB2-2
		3	2"	250PB3-2
		2	2-1/2"	250PB2-2.5
		2	3"	250PB2-3
<b>Complete Set (10)</b>				250PB-SET
		0	1"	*250PBR0
		1	1"	*250PBR1
		2	1"	*250PBR2
		2	2"	*250PBR2-2
 <p>ACR® ANTI-CAM OUT BITS</p>		1	1"	250PB1-CR
		2	1"	250PB2-CR
		3	1"	250PB3-CR
		2	1"	*250PBR2-CR
 <p>TYPE 440 STAINLESS STEEL</p>		1	1"	250PB1SS
		2	1"	250PB2SS
		3	1"	250PB3SS
<b>Complete Set (3)</b>				250PBSS-SET



**PHILLIPS INSERT BITS—1/4" HEX**

Point Size	Overall Length	Color	Part Number
1	1"	Green	TB250PB1
2	1"	Blue	TB250PB2
3	1"	Purple	TB250PB3
2-Reduced	1"	Blue	TB250PBR2

**Sets**  
(PART NUMBER)

**2 Ways  
to Order:**



**Fishbowls**  
(PART NUMBER + FB)

